




COLIC - Nothing to Horse Around With



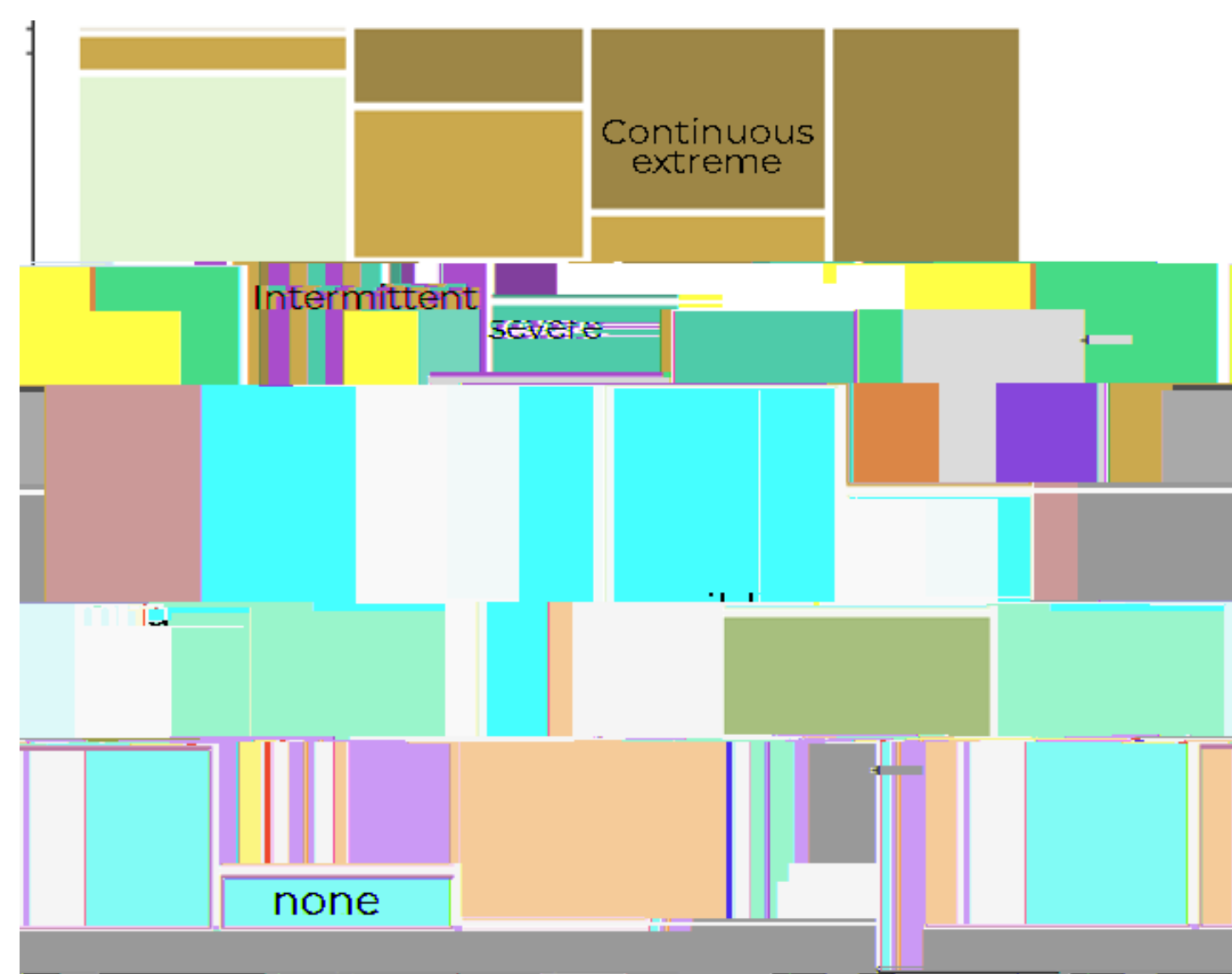
Lauren Christian

Faculty Advisors: Professor Susan Hardy, Professor Shelby Taylor



METHODS

- f* Data Wrangling: to create dehydration variable involved conditional logic to increment a counter.
- f* Bar Chart: visually display the breakdown of how many horses were in each dehydration level.
- f* Stepwise Logistic Regression: used to determine which of the 28 health measures on the horse best predicted surgery.
- f* Kruskal Wallis: used to test equality of median respiratory rates for each dehydration level.
- f* Chi Square Test of Independence: used to determine whether there was a relationship between dehydration level and pain level, dehydration level and surgery, dehydration level and outcome, pain level and surgery, and outcome and surgery.
- f* Two-Sample t Tests: used to test the relationships between surgery and pulse, respiratory rate, nasogastric



ACTION

REFERENCES