


Table of Contents	
About this Teacher's Guide	3
Overview	



About this Teacher's Guide

mhheeducation@kennesaw.edu.

fifth through eighth grade


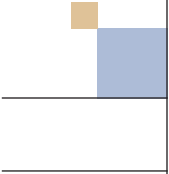
Teachers should review all resources provided in this guide before sharing them with students to determine the appropriateness for their class.

Credits: This teacher's guide was collated, edited, and designed by the Museum of History and Holocaust Education staff.

Overview:



The Butterfly Project



Guidelines for Teaching the Holocaust

1. **Define the term “Holocaust”**

Define the term “Holocaust”

2. **Do not teach or imply that the Holocaust was inevitable**

Do not teach or imply that the Holocaust was inevitable

3. **Avoid simple answers to complex questions**

Avoid simple answers to complex questions

4. **Make responsible methodological choices**

Make responsible methodological choices


5. **Use appropriate language**






Two musical staves of Braille notation. The first staff begins with a treble clef and a common time signature. The second staff begins with a bass clef and a common time signature. Both staves contain a complex sequence of Braille characters representing musical notes, rests, and other musical symbols.

Strive for Precision of Language



Two musical staves of Braille notation. The first staff begins with a treble clef and a common time signature. The second staff begins with a bass clef and a common time signature. Both staves contain a complex sequence of Braille characters representing musical notes, rests, and other musical symbols.



Strive for balance in establishing whose perspective informs your study of the Holocaust




A musical staff of Braille notation. The staff begins with a treble clef and a common time signature. It contains a sequence of Braille characters representing musical notes, rests, and other musical symbols.

A



Do not romanticize history

B



Contextualize the history

E



Translate statistics into people



The Butterfly Project

Fa

1. Explain the history of the project and its rationale:

2001, 1.5
1.5
C
-

2. Guide a short discussion about the meaning of the butterfly:

-
-
-
-

3. If the facility allows, play an audio cd while students work on their butterflies:

-
-
-
-
-

4. Budget the last 5-10 minutes for students to clean their workspaces and to talk

fr so42f9an4C671.68ITekspaL9nBDC 11 l0u

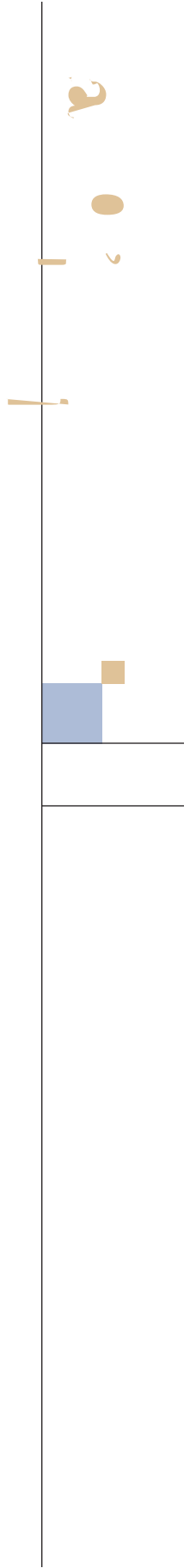
Brave Butterflies: Student Quotes

... I think it's important to know what's going on in the world and to be able to make decisions about it. I think it's important to be able to think for yourself and to not just follow the crowd. I think it's important to be able to stand up for what you believe in and to not be afraid to speak your mind. I think it's important to be able to work together and to help each other. I think it's important to be able to love and to be loved. I think it's important to be able to live and to die for a cause. I think it's important to be able to fight for what's right and to not let anyone else tell you what to do. I think it's important to be able to be brave and to not be afraid. I think it's important to be able to be a hero and to not let anyone else tell you who you are. I think it's important to be able to be a leader and to not let anyone else tell you who you are. I think it's important to be able to be a follower and to not let anyone else tell you who you are. I think it's important to be able to be a citizen and to not let anyone else tell you who you are. I think it's important to be able to be a person and to not let anyone else tell you who you are. I think it's important to be able to be a human and to not let anyone else tell you who you are. I think it's important to be able to be a butterfly and to not let anyone else tell you who you are.



"The Butterfly"

The musical score for "The Butterfly" is presented on two pages. The top page contains the first system of music, with vocal parts A and B. The lyrics are: "I a F a". The bottom page contains the second system of music, with vocal parts A and B. The lyrics are: "B 1921, F a a 21. A 1944. B (a 12)". The score includes various musical notations such as notes, rests, and bar lines.



Resources for Teachers: K-12 Educational Programs

For more information on the Butterfly Project, please contact the K-12 Educational Programs at the History Museum of Kennesaw. You can reach us by phone at 470-578-2083 or by email at mhheeducation@kennesaw.edu.

The Legacy Series

The Legacy Series is a collection of historical photographs and documents that provide a glimpse into the lives of the people who lived in Kennesaw in the past. The series is available for viewing at the History Museum of Kennesaw.

historymuseum.kennesaw.edu/educators/legacy_series.php

